

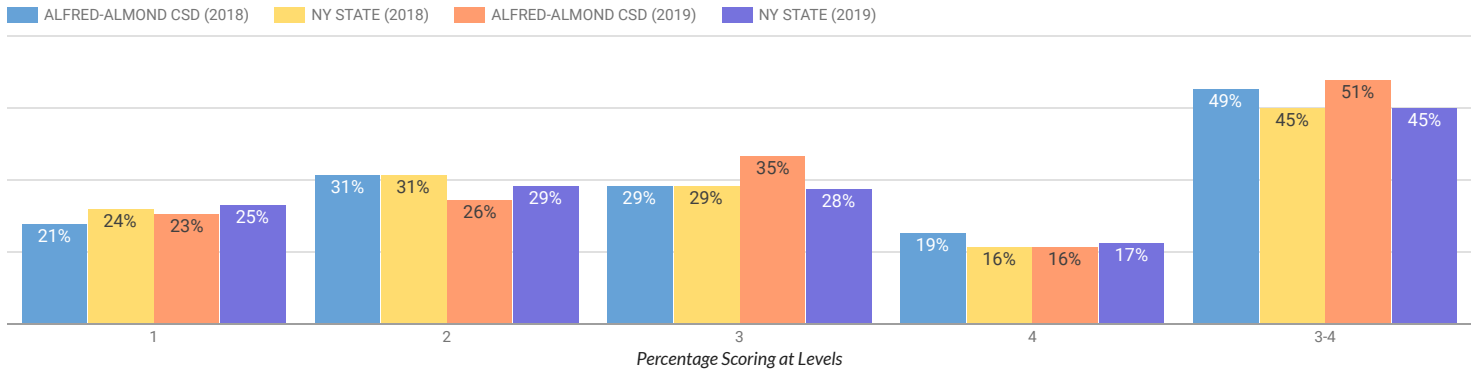
ALFRED-ALMOND CSD GRADES 3-8 ELA ASSESSMENT DATA

The grades 3-8 English Language Arts (ELA) and mathematics assessments measure the higher learning standards that were adopted by the State Board of Regents in 2010, which more accurately reflect students' progress toward college and career readiness. Data are available statewide and at the county, district, and school level.

Data available on this site are based on those reported by schools and districts to the State as of July 25, 2019 via the Student Information Repository System (SIRS). The New York State School Report Card 3-8 English Language Arts (ELA) and mathematics assessment data will be based on those data reported as of the final school year reporting deadline.

For more information and additional files, please view the NYSED press release

[Assessment Data - Glossary of Terms](#) | [Assessment Data - Business Rules](#)



2018

ALL STUDENTS

▼

PROFICIENT

123
49%

TOTAL TESTED: 252

2019

ALL STUDENTS

▼

PROFICIENT

133
51%

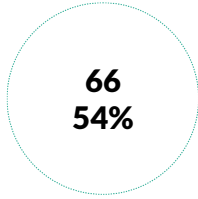
TOTAL TESTED: 261

LEVEL 1		LEVEL 2	
52	21%	77	31%
LEVEL 3		LEVEL 4	
74	29%	49	19%

LEVEL 1		LEVEL 2	
59	23%	69	26%
LEVEL 3		LEVEL 4	
92	35%	41	16%

BY GENDER

FEMALE
▼
PROFICIENT



TOTAL TESTED: 122

LEVEL 1

23	19%
----	-----

LEVEL 2

33	27%
----	-----

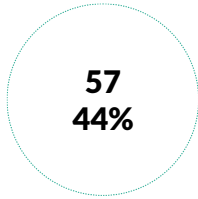
LEVEL 3

37	30%
----	-----

LEVEL 4

29	24%
----	-----

MALE
▼
PROFICIENT



TOTAL TESTED: 130

LEVEL 1

29	22%
----	-----

LEVEL 2

44	34%
----	-----

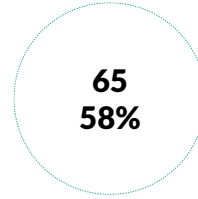
LEVEL 3

37	28%
----	-----

LEVEL 4

20	15%
----	-----

FEMALE
▼
PROFICIENT



TOTAL TESTED: 113

LEVEL 1

21	19%
----	-----

LEVEL 2

27	24%
----	-----

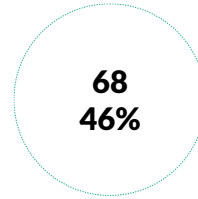
LEVEL 3

47	42%
----	-----

LEVEL 4

18	16%
----	-----

MALE
▼
PROFICIENT



TOTAL TESTED: 148

LEVEL 1

38	26%
----	-----

LEVEL 2

42	28%
----	-----

LEVEL 3

45	30%
----	-----

LEVEL 4

23	16%
----	-----

BY ETHNICITY

MULTIRACIAL
▼
PROFICIENT

TOTAL TESTED: 12

LEVEL 1		LEVEL 2	
3	25%	5	42%
LEVEL 3		LEVEL 4	
3	25%	1	8%

AMERICAN INDIAN OR ALASKA NATIVE

▼
PROFICIENT

TOTAL TESTED: 0

LEVEL 1		LEVEL 2	
0	0%	0	0%
LEVEL 3		LEVEL 4	
0	0%	0	0%

MULTIRACIAL
▼
PROFICIENT

TOTAL TESTED: -

LEVEL 1		LEVEL 2	
-	-	-	-
LEVEL 3		LEVEL 4	
-	-	-	-

AMERICAN INDIAN OR ALASKA NATIVE

▼
PROFICIENT

TOTAL TESTED: 0

LEVEL 1		LEVEL 2	
0	0%	0	0%
LEVEL 3		LEVEL 4	
0	0%	0	0%

ASIAN OR NATIVE HAWAIIAN/OTHER PACIFIC ISLANDER

▼
PROFICIENT

TOTAL TESTED: 8

LEVEL 1		LEVEL 2	
1	13%	0	0%
LEVEL 3		LEVEL 4	
5	63%	2	25%

WHITE

▼
PROFICIENT

TOTAL TESTED: 227

LEVEL 1		LEVEL 2	
47	21%	70	31%
LEVEL 3		LEVEL 4	
64	28%	46	20%

ASIAN OR NATIVE HAWAIIAN/OTHER PACIFIC ISLANDER

▼
PROFICIENT

TOTAL TESTED: 10

LEVEL 1		LEVEL 2	
2	20%	1	10%
LEVEL 3		LEVEL 4	
5	50%	2	20%

WHITE

▼
PROFICIENT

TOTAL TESTED: 239

LEVEL 1		LEVEL 2	
56	23%	59	25%
LEVEL 3		LEVEL 4	
85	36%	39	16%

BLACK OR AFRICAN AMERICAN

▼
PROFICIENT

TOTAL TESTED: 0

LEVEL 1

0	0%
---	----

LEVEL 2

0	0%
---	----

LEVEL 3

0	0%
---	----

LEVEL 4

0	0%
---	----

HISPANIC OR LATINO

▼
PROFICIENT

TOTAL TESTED: 5

LEVEL 1

1	20%
---	-----

LEVEL 2

2	40%
---	-----

LEVEL 3

2	40%
---	-----

LEVEL 4

0	0%
---	----

BLACK OR AFRICAN AMERICAN

▼
PROFICIENT

TOTAL TESTED: 0

LEVEL 1

0	0%
---	----

LEVEL 2

0	0%
---	----

LEVEL 3

0	0%
---	----

LEVEL 4

0	0%
---	----

HISPANIC OR LATINO

▼
PROFICIENT

TOTAL TESTED: –

LEVEL 1

–	–
---	---

LEVEL 2

–	–
---	---

LEVEL 3

–	–
---	---

LEVEL 4

–	–
---	---

OTHER GROUPS

GENERAL-EDUCATION STUDENTS

▼
PROFICIENT
.....

TOTAL TESTED: 212

LEVEL 1

31	15%
----	-----

LEVEL 2

63	30%
----	-----

LEVEL 3

71	33%
----	-----

LEVEL 4

47	22%
----	-----

STUDENTS WITH DISABILITIES

▼
PROFICIENT
.....

TOTAL TESTED: 40

LEVEL 1

21	53%
----	-----

LEVEL 2

14	35%
----	-----

LEVEL 3

3	8%
---	----

LEVEL 4

2	5%
---	----

GENERAL-EDUCATION STUDENTS

▼
PROFICIENT
.....

TOTAL TESTED: 216

LEVEL 1

34	16%
----	-----

LEVEL 2

53	25%
----	-----

LEVEL 3

90	42%
----	-----

LEVEL 4

39	18%
----	-----

STUDENTS WITH DISABILITIES

▼
PROFICIENT
.....

TOTAL TESTED: 45

LEVEL 1

25	56%
----	-----

LEVEL 2

16	36%
----	-----

LEVEL 3

2	4%
---	----

LEVEL 4

2	4%
---	----

NON-ENGLISH LANGUAGE LEARNERS

▼
PROFICIENT

TOTAL TESTED: —

LEVEL 1

—	—
---	---

LEVEL 2

—	—
---	---

LEVEL 3

—	—
---	---

LEVEL 4

—	—
---	---

ENGLISH LANGUAGE LEARNERS

▼
PROFICIENT

TOTAL TESTED: —

LEVEL 1

—	—
---	---

LEVEL 2

—	—
---	---

LEVEL 3

—	—
---	---

LEVEL 4

—	—
---	---

NON-ENGLISH LANGUAGE LEARNERS

▼
PROFICIENT

TOTAL TESTED: —

LEVEL 1

—	—
---	---

LEVEL 2

—	—
---	---

LEVEL 3

—	—
---	---

LEVEL 4

—	—
---	---

ENGLISH LANGUAGE LEARNERS

▼
PROFICIENT

TOTAL TESTED: —

LEVEL 1

—	—
---	---

LEVEL 2

—	—
---	---

LEVEL 3

—	—
---	---

LEVEL 4

—	—
---	---

NOT ECONOMICALLY DISADVANTAGED

▼
PROFICIENT

TOTAL TESTED: 158

LEVEL 1

18	11%
----	-----

LEVEL 2

43	27%
----	-----

LEVEL 3

55	35%
----	-----

LEVEL 4

42	27%
----	-----

ECONOMICALLY DISADVANTAGED

▼
PROFICIENT

TOTAL TESTED: 94

LEVEL 1

34	36%
----	-----

LEVEL 2

34	36%
----	-----

LEVEL 3

19	20%
----	-----

LEVEL 4

7	7%
---	----

NOT ECONOMICALLY DISADVANTAGED

▼
PROFICIENT

TOTAL TESTED: 160

LEVEL 1

26	16%
----	-----

LEVEL 2

32	20%
----	-----

LEVEL 3

67	42%
----	-----

LEVEL 4

35	22%
----	-----

ECONOMICALLY DISADVANTAGED

▼
PROFICIENT

TOTAL TESTED: 101

LEVEL 1

33	33%
----	-----

LEVEL 2

37	37%
----	-----

LEVEL 3

25	25%
----	-----

LEVEL 4

6	6%
---	----

NOT MIGRANT
▼
PROFICIENT

TOTAL TESTED: —

LEVEL 1		LEVEL 2	
—	—	—	—
LEVEL 3		LEVEL 4	
—	—	—	—

MIGRANT
▼
PROFICIENT

TOTAL TESTED: —

LEVEL 1		LEVEL 2	
—	—	—	—
LEVEL 3		LEVEL 4	
—	—	—	—

NOT IN FOSTER CARE
▼
PROFICIENT

TOTAL TESTED: —

LEVEL 1		LEVEL 2	
—	—	—	—

NOT MIGRANT
▼
PROFICIENT

TOTAL TESTED: —

LEVEL 1		LEVEL 2	
—	—	—	—
LEVEL 3		LEVEL 4	
—	—	—	—

MIGRANT
▼
PROFICIENT

TOTAL TESTED: —

LEVEL 1		LEVEL 2	
—	—	—	—
LEVEL 3		LEVEL 4	
—	—	—	—

NOT IN FOSTER CARE
▼
PROFICIENT

TOTAL TESTED: —

LEVEL 1		LEVEL 2	
—	—	—	—

LEVEL 3

LEVEL 4

—	—	—	—
---	---	---	---

FOSTER CARE

PROFICIENT

TOTAL TESTED: —

LEVEL 1

LEVEL 2

—	—	—	—
---	---	---	---

LEVEL 3

LEVEL 4

—	—	—	—
---	---	---	---

PARENTS NOT IN ARMED FORCES

PROFICIENT

TOTAL TESTED: —

LEVEL 1

LEVEL 2

—	—	—	—
---	---	---	---

LEVEL 3

LEVEL 4

—	—	—	—
---	---	---	---

PARENTS IN ARMED FORCES

PROFICIENT

TOTAL TESTED: —

LEVEL 3

LEVEL 4

—	—	—	—
---	---	---	---

FOSTER CARE

PROFICIENT

TOTAL TESTED: —

LEVEL 1

LEVEL 2

—	—	—	—
---	---	---	---

LEVEL 3

LEVEL 4

—	—	—	—
---	---	---	---

PARENTS NOT IN ARMED FORCES

PROFICIENT

TOTAL TESTED: —

LEVEL 1

LEVEL 2

—	—	—	—
---	---	---	---

LEVEL 3

LEVEL 4

—	—	—	—
---	---	---	---

PARENTS IN ARMED FORCES

PROFICIENT

TOTAL TESTED: —

LEVEL 1

—	—
---	---

LEVEL 2

—	—
---	---

LEVEL 3

—	—
---	---

LEVEL 4

—	—
---	---

NOT HOMELESS

PROFICIENT

TOTAL TESTED: —

LEVEL 1

—	—
---	---

LEVEL 2

—	—
---	---

LEVEL 3

—	—
---	---

LEVEL 4

—	—
---	---

HOMELESS

PROFICIENT

TOTAL TESTED: —

LEVEL 1

—	—
---	---

LEVEL 2

—	—
---	---

LEVEL 3

—	—
---	---

LEVEL 4

—	—
---	---

LEVEL 1

—	—
---	---

LEVEL 2

—	—
---	---

LEVEL 3

—	—
---	---

LEVEL 4

—	—
---	---

NOT HOMELESS

PROFICIENT

TOTAL TESTED: —

LEVEL 1

—	—
---	---

LEVEL 2

—	—
---	---

LEVEL 3

—	—
---	---

LEVEL 4

—	—
---	---

HOMELESS

PROFICIENT

TOTAL TESTED: —

LEVEL 1

—	—
---	---

LEVEL 2

—	—
---	---

LEVEL 3

—	—
---	---

LEVEL 4

—	—
---	---