

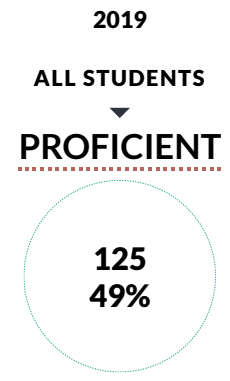
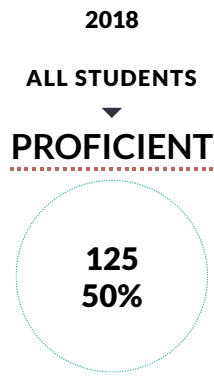
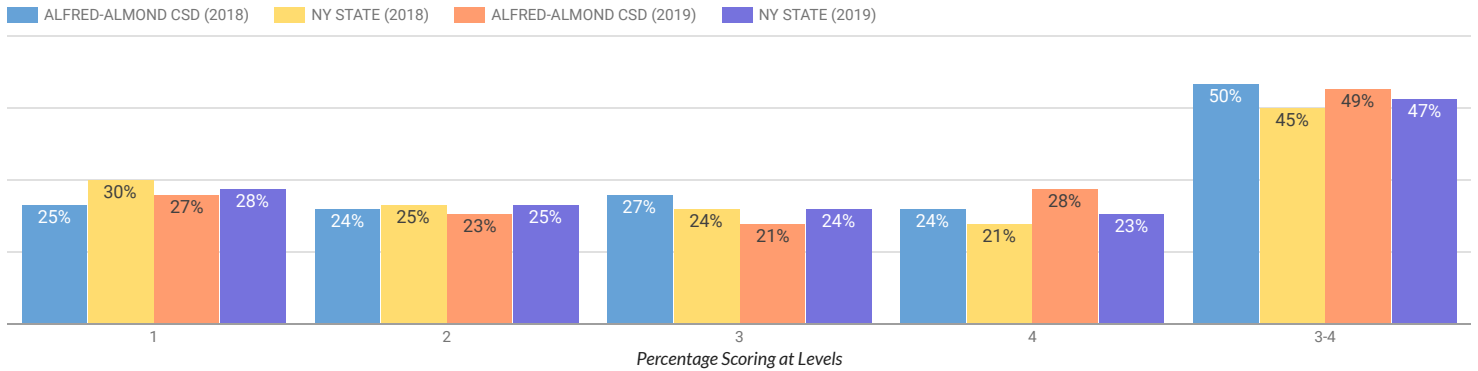
## ALFRED-ALMOND CSD GRADES 3-8 MATHEMATICS ASSESSMENT DATA

The grades 3-8 English Language Arts (ELA) and mathematics assessments measure the higher learning standards that were adopted by the State Board of Regents in 2010, which more accurately reflect students' progress toward college and career readiness. Data are available statewide and at the county, district, and school level.

Data available on this site are based on those reported by schools and districts to the State as of July 25, 2019 via the Student Information Repository System (SIRS). The New York State School Report Card 3-8 English Language Arts (ELA) and mathematics assessment data will be based on those data reported as of the final school year reporting deadline.

For more information and additional files, please view the NYSED press release

[Assessment Data - Glossary of Terms](#) | [Assessment Data - Business Rules](#)



**TOTAL TESTED: 248**

**TOTAL TESTED: 253**

LEVEL 1		LEVEL 2	
63	25%	60	24%
LEVEL 3		LEVEL 4	
66	27%	59	24%

LEVEL 1		LEVEL 2	
69	27%	59	23%
LEVEL 3		LEVEL 4	
54	21%	71	28%

BY GENDER

FEMALE  
▼  
PROFICIENT

TOTAL TESTED: 119

LEVEL 1		LEVEL 2	
32	27%	31	26%
LEVEL 3		LEVEL 4	
24	20%	32	27%

MALE  
▼  
PROFICIENT

TOTAL TESTED: 129

LEVEL 1		LEVEL 2	
31	24%	29	22%
LEVEL 3		LEVEL 4	
42	33%	27	21%

FEMALE  
▼  
PROFICIENT

TOTAL TESTED: 107

LEVEL 1		LEVEL 2	
32	30%	23	21%
LEVEL 3		LEVEL 4	
20	19%	32	30%

MALE  
▼  
PROFICIENT

TOTAL TESTED: 146

LEVEL 1		LEVEL 2	
37	25%	36	25%
LEVEL 3		LEVEL 4	
34	23%	39	27%

BY ETHNICITY

MULTIRACIAL  
▼  
PROFICIENT

TOTAL TESTED: 12

LEVEL 1		LEVEL 2	
3	25%	4	33%
LEVEL 3		LEVEL 4	
4	33%	1	8%

AMERICAN INDIAN OR ALASKA NATIVE

▼  
PROFICIENT

TOTAL TESTED: 0

LEVEL 1		LEVEL 2	
0	0%	0	0%
LEVEL 3		LEVEL 4	
0	0%	0	0%

MULTIRACIAL  
▼  
PROFICIENT

TOTAL TESTED: –

LEVEL 1		LEVEL 2	
–	–	–	–
LEVEL 3		LEVEL 4	
–	–	–	–

AMERICAN INDIAN OR ALASKA NATIVE

▼  
PROFICIENT

TOTAL TESTED: 0

LEVEL 1		LEVEL 2	
0	0%	0	0%
LEVEL 3		LEVEL 4	
0	0%	0	0%

ASIAN OR NATIVE HAWAIIAN/OTHER PACIFIC ISLANDER

▼  
**PROFICIENT**

TOTAL TESTED: 7

LEVEL 1		LEVEL 2	
0	0%	0	0%
LEVEL 3		LEVEL 4	
2	29%	5	71%

WHITE

▼  
**PROFICIENT**

TOTAL TESTED: 224

LEVEL 1		LEVEL 2	
56	25%	56	25%
LEVEL 3		LEVEL 4	
60	27%	52	23%

ASIAN OR NATIVE HAWAIIAN/OTHER PACIFIC ISLANDER

▼  
**PROFICIENT**

TOTAL TESTED: 9

LEVEL 1		LEVEL 2	
0	0%	1	11%
LEVEL 3		LEVEL 4	
1	11%	7	78%

WHITE

▼  
**PROFICIENT**

TOTAL TESTED: 232

LEVEL 1		LEVEL 2	
65	28%	54	23%
LEVEL 3		LEVEL 4	
50	22%	63	27%

BLACK OR AFRICAN AMERICAN

▼  
**PROFICIENT**

TOTAL TESTED: 0

LEVEL 1

0	0%
---	----

LEVEL 2

0	0%
---	----

LEVEL 3

0	0%
---	----

LEVEL 4

0	0%
---	----

HISPANIC OR LATINO

▼  
**PROFICIENT**

TOTAL TESTED: 5

LEVEL 1

4	80%
---	-----

LEVEL 2

0	0%
---	----

LEVEL 3

0	0%
---	----

LEVEL 4

1	20%
---	-----

BLACK OR AFRICAN AMERICAN

▼  
**PROFICIENT**

TOTAL TESTED: 0

LEVEL 1

0	0%
---	----

LEVEL 2

0	0%
---	----

LEVEL 3

0	0%
---	----

LEVEL 4

0	0%
---	----

HISPANIC OR LATINO

▼  
**PROFICIENT**

TOTAL TESTED: –

LEVEL 1

–	–
---	---

LEVEL 2

–	–
---	---

LEVEL 3

–	–
---	---

LEVEL 4

–	–
---	---

OTHER GROUPS

GENERAL-EDUCATION STUDENTS

▼  
**PROFICIENT**  
.....

TOTAL TESTED: 209

LEVEL 1

39	19%
----	-----

LEVEL 2

51	24%
----	-----

LEVEL 3

62	30%
----	-----

LEVEL 4

57	27%
----	-----

STUDENTS WITH DISABILITIES

▼  
**PROFICIENT**  
.....

TOTAL TESTED: 39

LEVEL 1

24	62%
----	-----

LEVEL 2

9	23%
---	-----

LEVEL 3

4	10%
---	-----

LEVEL 4

2	5%
---	----

GENERAL-EDUCATION STUDENTS

▼  
**PROFICIENT**  
.....

TOTAL TESTED: 207

LEVEL 1

38	18%
----	-----

LEVEL 2

50	24%
----	-----

LEVEL 3

50	24%
----	-----

LEVEL 4

69	33%
----	-----

STUDENTS WITH DISABILITIES

▼  
**PROFICIENT**  
.....

TOTAL TESTED: 46

LEVEL 1

31	67%
----	-----

LEVEL 2

9	20%
---	-----

LEVEL 3

4	9%
---	----

LEVEL 4

2	4%
---	----

NON-ENGLISH LANGUAGE LEARNERS

▼  
PROFICIENT

TOTAL TESTED: —

LEVEL 1

—	—
---	---

LEVEL 2

—	—
---	---

LEVEL 3

—	—
---	---

LEVEL 4

—	—
---	---

ENGLISH LANGUAGE LEARNERS

▼  
PROFICIENT

TOTAL TESTED: —

LEVEL 1

—	—
---	---

LEVEL 2

—	—
---	---

LEVEL 3

—	—
---	---

LEVEL 4

—	—
---	---

NON-ENGLISH LANGUAGE LEARNERS

▼  
PROFICIENT

TOTAL TESTED: —

LEVEL 1

—	—
---	---

LEVEL 2

—	—
---	---

LEVEL 3

—	—
---	---

LEVEL 4

—	—
---	---

ENGLISH LANGUAGE LEARNERS

▼  
PROFICIENT

TOTAL TESTED: —

LEVEL 1

—	—
---	---

LEVEL 2

—	—
---	---

LEVEL 3

—	—
---	---

LEVEL 4

—	—
---	---

NOT ECONOMICALLY DISADVANTAGED

▼  
**PROFICIENT**

TOTAL TESTED: 156

LEVEL 1

20	13%
----	-----

LEVEL 2

37	24%
----	-----

LEVEL 3

49	31%
----	-----

LEVEL 4

50	32%
----	-----

ECONOMICALLY DISADVANTAGED

▼  
**PROFICIENT**

TOTAL TESTED: 92

LEVEL 1

43	47%
----	-----

LEVEL 2

23	25%
----	-----

LEVEL 3

17	18%
----	-----

LEVEL 4

9	10%
---	-----

NOT ECONOMICALLY DISADVANTAGED

▼  
**PROFICIENT**

TOTAL TESTED: 152

LEVEL 1

28	18%
----	-----

LEVEL 2

26	17%
----	-----

LEVEL 3

39	26%
----	-----

LEVEL 4

59	39%
----	-----

ECONOMICALLY DISADVANTAGED

▼  
**PROFICIENT**

TOTAL TESTED: 101

LEVEL 1

41	41%
----	-----

LEVEL 2

33	33%
----	-----

LEVEL 3

15	15%
----	-----

LEVEL 4

12	12%
----	-----



NOT MIGRANT  
▼  
PROFICIENT

TOTAL TESTED: —

LEVEL 1		LEVEL 2	
—	—	—	—
LEVEL 3		LEVEL 4	
—	—	—	—

MIGRANT  
▼  
PROFICIENT

TOTAL TESTED: —

LEVEL 1		LEVEL 2	
—	—	—	—
LEVEL 3		LEVEL 4	
—	—	—	—

NOT IN FOSTER CARE  
▼  
PROFICIENT

TOTAL TESTED: —

LEVEL 1		LEVEL 2	
—	—	—	—

NOT MIGRANT  
▼  
PROFICIENT

TOTAL TESTED: —

LEVEL 1		LEVEL 2	
—	—	—	—
LEVEL 3		LEVEL 4	
—	—	—	—

MIGRANT  
▼  
PROFICIENT

TOTAL TESTED: —

LEVEL 1		LEVEL 2	
—	—	—	—
LEVEL 3		LEVEL 4	
—	—	—	—

NOT IN FOSTER CARE  
▼  
PROFICIENT

TOTAL TESTED: —

LEVEL 1		LEVEL 2	
—	—	—	—

LEVEL 3

—	—
---	---

LEVEL 4

—	—
---	---

FOSTER CARE



PROFICIENT

TOTAL TESTED: —

LEVEL 1

—	—
---	---

LEVEL 2

—	—
---	---

LEVEL 3

—	—
---	---

LEVEL 4

—	—
---	---

PARENTS NOT IN ARMED FORCES



PROFICIENT

TOTAL TESTED: —

LEVEL 1

—	—
---	---

LEVEL 2

—	—
---	---

LEVEL 3

—	—
---	---

LEVEL 4

—	—
---	---

PARENTS IN ARMED FORCES



PROFICIENT

TOTAL TESTED: —

LEVEL 3

—	—
---	---

LEVEL 4

—	—
---	---

FOSTER CARE



PROFICIENT

TOTAL TESTED: —

LEVEL 1

—	—
---	---

LEVEL 2

—	—
---	---

LEVEL 3

—	—
---	---

LEVEL 4

—	—
---	---

PARENTS NOT IN ARMED FORCES



PROFICIENT

TOTAL TESTED: —

LEVEL 1

—	—
---	---

LEVEL 2

—	—
---	---

LEVEL 3

—	—
---	---

LEVEL 4

—	—
---	---

PARENTS IN ARMED FORCES



PROFICIENT

TOTAL TESTED: —

LEVEL 1

—	—
---	---

LEVEL 2

—	—
---	---

LEVEL 3

—	—
---	---

LEVEL 4

—	—
---	---

NOT HOMELESS

PROFICIENT

TOTAL TESTED: —

LEVEL 1

—	—
---	---

LEVEL 2

—	—
---	---

LEVEL 3

—	—
---	---

LEVEL 4

—	—
---	---

HOMELESS

PROFICIENT

TOTAL TESTED: —

LEVEL 1

—	—
---	---

LEVEL 2

—	—
---	---

LEVEL 3

—	—
---	---

LEVEL 4

—	—
---	---

LEVEL 1

—	—
---	---

LEVEL 2

—	—
---	---

LEVEL 3

—	—
---	---

LEVEL 4

—	—
---	---

NOT HOMELESS

PROFICIENT

TOTAL TESTED: —

LEVEL 1

—	—
---	---

LEVEL 2

—	—
---	---

LEVEL 3

—	—
---	---

LEVEL 4

—	—
---	---

HOMELESS

PROFICIENT

TOTAL TESTED: —

LEVEL 1

—	—
---	---

LEVEL 2

—	—
---	---

LEVEL 3

—	—
---	---

LEVEL 4

—	—
---	---